

7 C A D5F-GB ; FC I D

Ô [{] æ i ä • [] Ä * ! [~] Ä ä æ c æ k æ ! ^ Ä ä } & | ~ ä ^ ä ä c [Ä] ! [ç i ä ^ ä ä k & [] c ^ ç ç ä - [! Ä ä } c ^ !] ! ^ ç ä } * Ä ^ [~ ! Ä ä } • ç ä c ~ ç ä [] q • Ä • ç æ ç j • ç ä & • É Ä Q - Ä ^ [~ ! Ä ä } • ç ä c ~ ç ä [] Ä ä ä ä Ä } [ç ä ^ ä - ä } ^ Ä ä Ä & ~ • c [{ & [{] æ i ä • [] Ä * ! [~] Ä - [! Ä c @ ä • Ä ! ^] [! ç ä ä ~ Ä R ~ ! ^ Ä F I É Ä G É F I Ä B Ö Ö Ü Ä • ^ ! ^ & c ^ ä ä ä ä k & [{] æ i ä • [] Ä * ! [~] Ä - [! Ä ^ [~ É Ä Q } Ä c @ ä • Ä & æ • ^ É Ä c @ ^ Ä & @ æ i æ & c ^ ! ä • ç ä & • Ä ~ • ^ ä ä c [Ä ä ^ ä - ä } ^ c @ ^ Ä & [{] æ i ä • [] Ä * ! [~] Ä æ]] ^ æ i • Ä à ^ | [, É D Ä V @ ^ Ä Ö ~ • c [{ ä : ^ Ä Ö æ c æ k Ø ^ ä ä ä æ & \ Ä U ^] [! ç Ä ~ } & ç ä [] æ j ä c ^ Ä [] Ä c @ ^ Ä Q U Ö Ö Ü Ä Ö æ c æ Ä Ö ^ } c ^ ! Ä æ c k c @ ä • Ä] ! [ç i ä ^ ä ä | ä] \ Ç @ c c [K B D] & ^ • É ä ä ä * [ç ä ä] ^ ä • ä ä æ c æ & ^ } c ^ ! B D Ä & æ } Ä à ^ Ä ~ • ^ ä ä c [Ä ! ^] ! [ä ~ & ^ Ä c @ ^ Ä - ä ~ ! ^ • Ä ä } Ä c @ ä • Ä ! ^] [! ç Ä ~ • ä } * Ä ä ä - ^ ! ^ } ç ä] ^ Ä ! Ä * ! [~] • É

V @ ^ Ä & ~ • c [{ Ä & [{] æ i ä • [] Ä * ! [~] Ä & @ [• ^] Ä à ^ Ä Š ^ , ä • Ä W } ä ç ^ ! • ä c ^ Ä ä } & | ~ ä ^ ä c @ ^ Ä - [| [, ä } * Ä F I Ä ä } • ç ä c ~ ç ä [] • K

- ▶ (E • @ | æ) ä Ä W } ä ç ^ ! • ä c ^ Ä ç (E • @ | æ) ä É I U P D
- ▶ Ä - ^ æ Ä ^ æ • F] Š ` T T ^ T c ^ Ä M ~] } ;

Figure 8. Percent of full-time, first-time degree/certificate-seeking undergraduate students who were awarded grant or scholarship aid from the federal government, state/local government, or the institution, or the institution, or loans, by type of aid: 2015-16

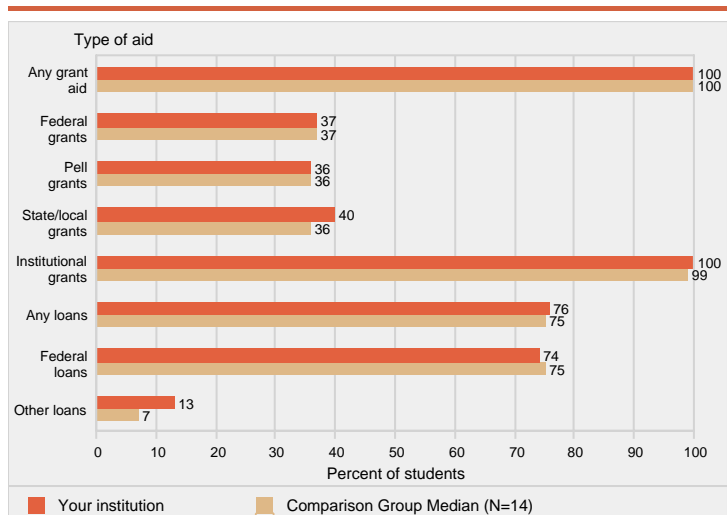


Figure 9. Average amounts of grant or scholarship aid from the federal government, state/local government, or the institution, or loans awarded to full-time, first-time degree/certificate-seeking undergraduate students, by type of aid: 2015-16

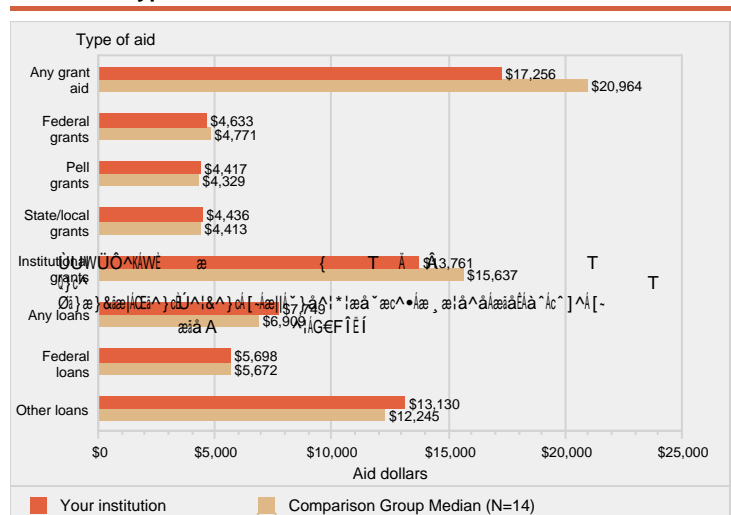
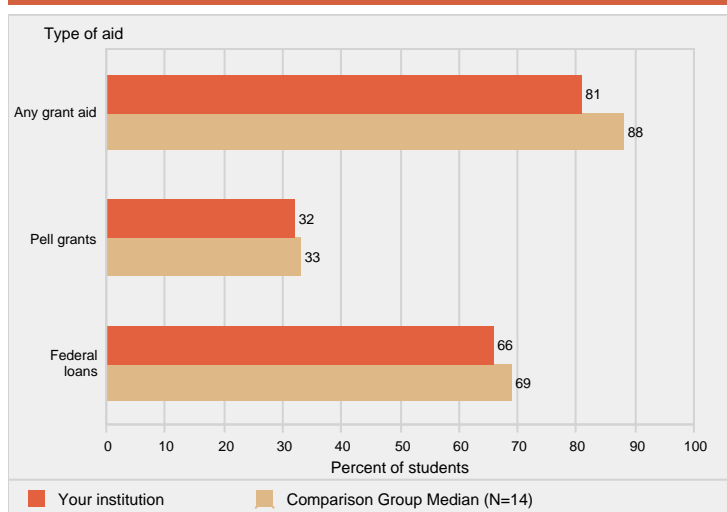


Figure 10. Percent of all undergraduates awarded aid, by type of aid: 2015-16



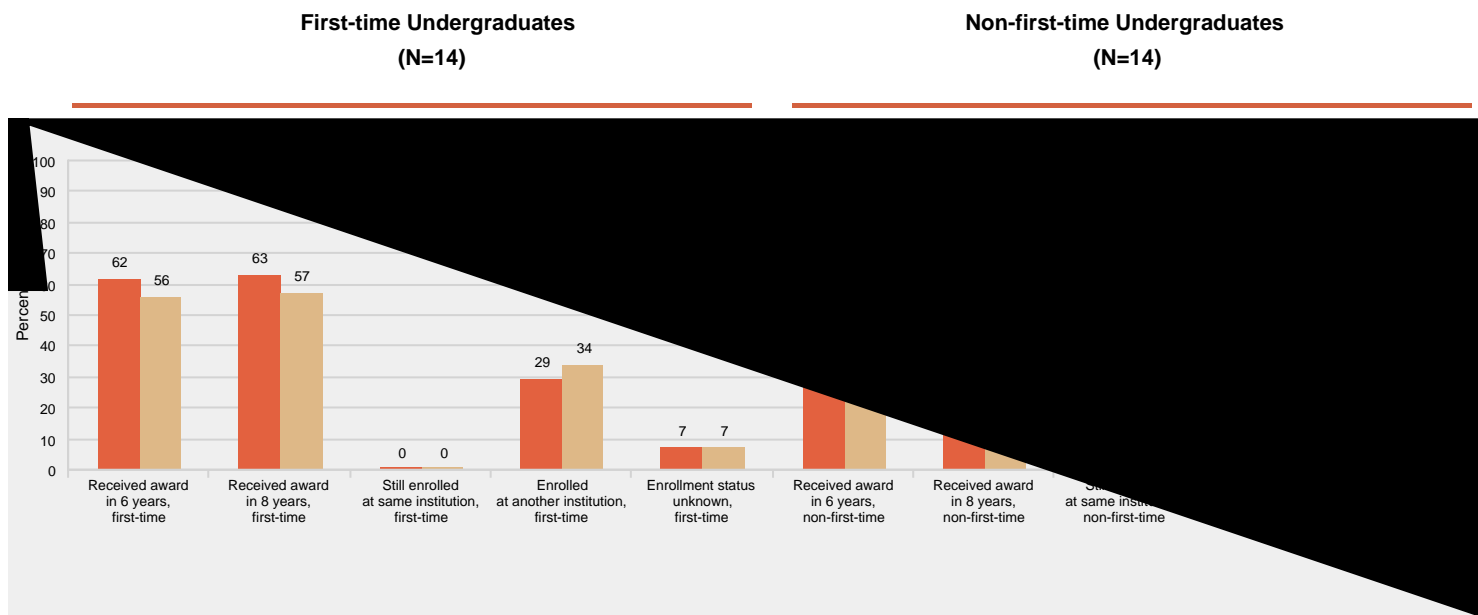
PUVÖKCE) ^ä*iae) ckaiaäkaä [c^hä] & | ^ä^ä*iae) c[| h•&@ [| ä:•@i] kaaäkaä, äiä^äi- [{ äc@^ä-^ä^äi]æ

PUVÖKCE) ^ä*iae) ckaiaäkaä [c^hä] & | ^ä^ä*iae) c[| h•&@ [| ä:•@i] kaaäkaä, äiä^äi- [{ äc@^ä-^ä^äi]æ

Figure 15. Graduation rates of full-time, first-time degree/certificate-seeking undergraduates within 150% of normal time to program completion by race/ethnicity: 2010 cohort of full-time, first-time degree/certificate-seeking undergraduates within 150% of normal time to program completion



Figure 17. Award and enrollment rates of full-time, degree/certificate-seeking undergraduates after 8 years of entry, by prior postsecondary experience: 2008 cohort



Gi XYbh9bfc`a Ybh

ØVÒÁÒ};[|| { ^ }c

V@^Á~||Ècà { ^Á^~ ^çæ|^ }cÁÇØVÒDÁ^};[|| { ^ }cÁ~ ^áÁ}Ác@ã·Á!^] [!cÁ·Ác@^Á~ { Á[-Ác@^Á}·cãc~cá []q·ÁØVÒÁ~ }á^! * !æã~æc^Á^};[|| { ^ }cÁæ}áØVÒÁ * !æã~æc^
^};[|| { ^ }cÁÇæ·A&æ|& |æc^áÁ-! [{ Á !Á!^] [!c^áÁ [] Ác@^ÁFGÈ { []c@ÁÒ};[|| { ^ }cÁ& [{] [] ^ }cDÉÁÁV}á^! * !æã~æc^Áæ}á^! * !æã~æc^ÁØVÒÁæ!^Á^·cá { æc^áÁ~·á } *
FGÈ { []c@Á}·c!~&cá []æ|Áæ&cáçãc^ÁÇ&!^áçÁæ}áØ [!Á& []cæ&cÁ@ [~ !·DÉÁÚ^Á%Öæ|& |æcá []Á [-ÁØVÒÁÚc~á^}c·ÁÇ~·á } * Á}·c!~&cá []æ|Áæ&cáçãc^D+Á} Ác@^ÁQÚÓÓÙ
Ö|[··æ!~ÁæcÁ

